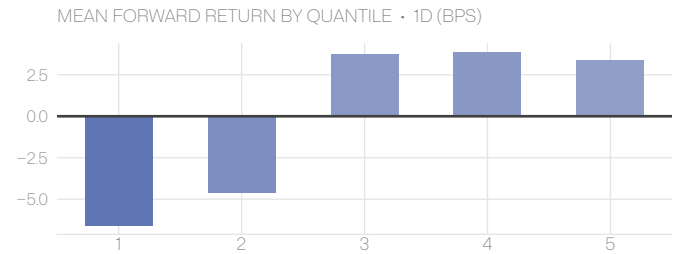


# Enhanced Carry

Earns the funding-rate premium plus the statistical inefficiency that surrounds it, aggregated across 10 venues rather than a single exchange.

The market-neutral carry portfolio is designed to exploit funding premiums, in large part capturing the associated statistical inefficiencies – in addition to the funding payments themselves. The factor is calculated by ingesting funding rates from the top 10 most reputable exchanges, avoiding reliance on any specific venue alone.



The asset universe consists of the most liquid and actively traded assets, identified on a rolling basis – various techniques are employed to keep it both stable and relevant, as well as survivorship-bias free.

The factor is available (point-in-time) with hourly updates, 5 minutes past the hour (UTC).

## EXAMPLE TOP 40 CROSS-SECTIONAL PORTFOLIO

Long and short the dynamic, rolling Top 40 universe (point-in-time), sized by the factor's cross-sectional strength. Rebalanced daily.

[Download Returns \(CSV\)](#) →

### PERFORMANCE

Report Period Start Date Apr 2020 · End Date Jun 2026

Gross Rate of Return					Annual Performance (%)								Since Inception
1M	3M	1Y	3Y	5Y	2020	2021	2022	2023	2024	2025	YTD	SI	
5.7%	10.2%	23.0%	45.4%	89.8%	22.1%	91.4%	16.3%	0.6%	18.7%	14.5%	13.9%	322.8%	

### RISK & RETURN PROFILE

Realised Volatility (annualised)				Return-to-Risk Ratio				Max Drawdown	
1M	3M	1Y	3Y	1M	3M	1Y	3Y	%	Date
8.8%	8.7%	10.3%	11.6%	0.64	1.18	2.24	3.91	-15.0%	2022-03-03

### CUMULATIVE RETURN



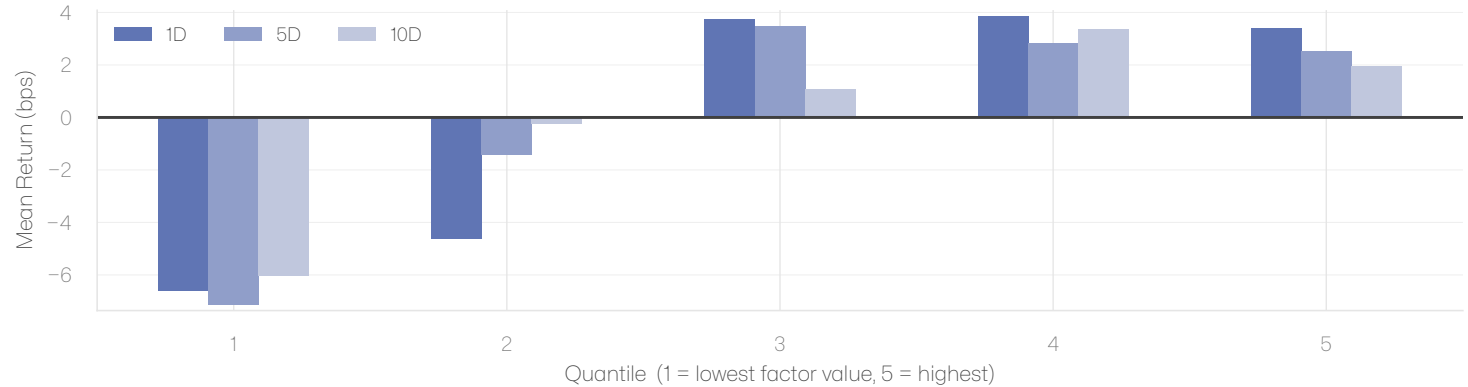
Note – Performance is for an illustrative single-factor portfolio (positions sized proportionally to the factor signal across the Top 40 universe, rebalanced daily); demonstrative only, not a tradable product. Past performance is not indicative of future results.

# Factor Analysis

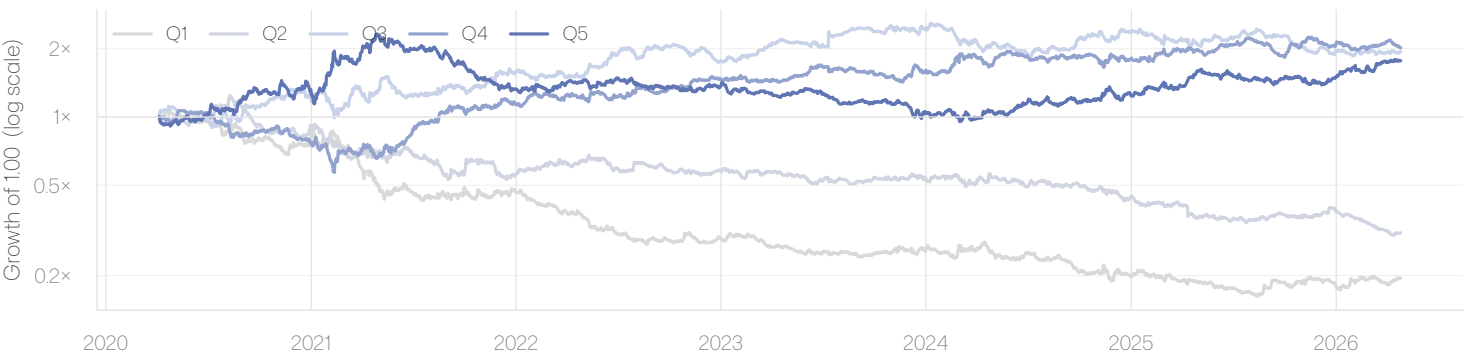
[Download Factor Data \(CSV\)](#) →

Diagnostics on the raw factor values, independent of portfolio construction: the quantile and IC plots show whether the signal cross-sectionally separates out- from under-performers, and how consistently. Computed point-in-time on the rolling Top 40 universe (the live factor spans many more tokens – see the raw factor-data CSV in the data room).

Mean Period Wise Return by Factor Quantile

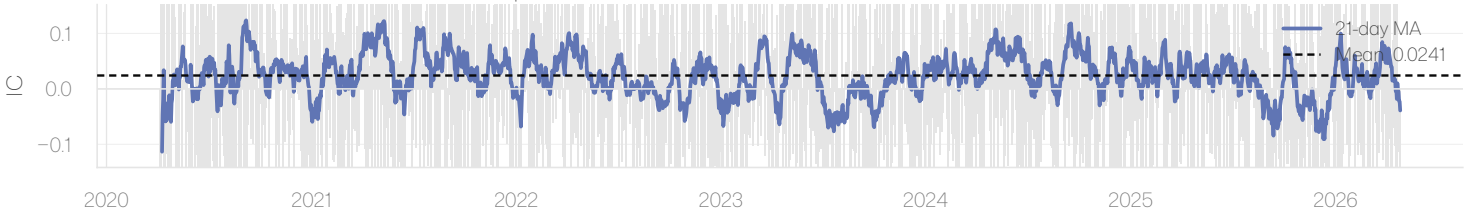


Cumulative Alpha by Quantile · demeaned, 1D



Information Coefficient (Spearman)

Mean 0.0241 · Std 0.1913 · IR 0.13 · 55.0% positive · 1D



## ABOUT APERIODIC FACTORS

Aperiodic Factors publishes a catalog of cross-sectional, market-neutral crypto factors – each with point-in-time history and live signals – built for systematic research and backtesting. Full catalog, methodology and API at [factors.aperiodic.io](https://factors.aperiodic.io); see the materials below.

[View this factor on factors.aperiodic.io](#) →

[Replication notebook – full AlphaLens analysis](#) →

Have further questions? [Book a call with our team – factors.aperiodic.io/booking](https://factors.aperiodic.io/booking)

Unless indicated otherwise, this document and all information contained within – including, without limitation, all methods, processes, concepts, text, data, graphs and charts (together, the “Content”) – is the property of Aperiodic Factors and its affiliates (“Aperiodic Factors”) or its licensors. Aperiodic Factors does not provide investment advice and nothing in the Content shall be construed as such. In particular, the inclusion, weighting or exclusion of an asset or exchange does not in any way suggest or reflect an opinion of Aperiodic Factors. Financial instruments based on Aperiodic Factors’ factors or indices are in no way sponsored, endorsed, sold or promoted by Aperiodic Factors. The Content is provided solely for informational purposes based upon information generally available to the public and from sources believed to be reliable. No Content may be modified, reproduced, reverse engineered, or distributed in any form or by any means without the prior written consent of Aperiodic Factors. THE CONTENT IS PROVIDED ON AN “AS IS” BASIS AND APERIODIC FACTORS DISCLAIMS ANY AND ALL EXPRESS OR IMPLIED WARRANTIES, INCLUDING BUT NOT LIMITED TO ANY WARRANTIES OF FITNESS FOR A PARTICULAR PURPOSE OR USE, FREEDOM FROM BUGS, OR SOFTWARE ERRORS OR DEFECTS. In no event shall Aperiodic Factors be liable for any direct, indirect, incidental, compensatory, punitive, special or consequential damages, costs, expenses, legal fees or losses (including, without limitation, lost income or lost profits and opportunity costs) in connection with any use of the Content even if advised of the possibility of such damages. Performance shown is derived from an illustrative single-factor portfolio and may include hypothetical, back-tested results that reflect application of a methodology with the benefit of hindsight; actual results may differ materially. Past performance is not an indication or guarantee of future results.